

WELCOME

Welcome to our home in beautiful Madrona! We're thrilled to have you here and hope you'll enjoy all that this charming neighborhood and vibrant city have to offer. Whether you're here to explore Seattle's sights, relax by Lake Washington, or simply unwind, our goal is to make your stay as comfortable and memorable as possible. In this welcome book, you'll find all the details you need about the home, local recommendations, and tips to make the most of your time in Seattle. Enjoy your stay!



WIFI

Network: MercerLiving
Password: Madrona1519



ADDRESS

1519 32nd Ave
Seattle, WA 98122



HOUSE RULES

- No smoking of any kind in house and on the property
- Quiet hours begin at 10pm
- No extra guests
- No pets please



CHECK-OUT

- Check out is at 11am
- Turn off all lights, heat/AC
- Place all used towels in the bathtub
- Load dishes and start dishwasher
- Lock doors on the way out



CONTACT

Jocelyn and Michael Chu
(206)399-1786



REVIEWS

If you enjoyed your time with us, please leave us a review. We'd love to hear from you!

HOUSE

Rules

- PLEASE REMOVE SHOES INSIDE.
- NO PETS ALLOWED.
- NO PARTIES PLEASE.
- NO SMOKING OF ANY FORM INSIDE, OR ON THE PROPERTY.
- QUIET HOUR STARTS AT 10 PM.
- THE EASEMENT TO THE LEFT OF THE HOUSE WHEN FACING IT IS AVAILABLE FOR YOUR PARKING CONVENIENCE.

Thank You

KEY PAD


instructions

- AWAKEN THE KEYPAD:
PRESS ANY NUMBER ON THE KEYPAD TO WAKE UP THE LOCK.
- UNLOCKING THE DOOR:
AFTER THE KEYPAD IS ON, ENTER THE PIN CODE PROVIDED TO YOU. PRESS THE LOCK ICON (🔒) TO UNLOCK THE DOOR.
- LOCKING THE DOOR (WHEN LEAVING):
THE DOOR DOES NOT AUTOMATICALLY LOCK. TO LOCK THE DOOR MANUALLY FROM THE OUTSIDE, AWAKEN THE KEYPAD, THEN PRESS THE LOCK ICON (🔒) ON THE KEYPAD.
- LOCK/UNLOCK THE DOOR (FROM THE INSIDE):
USE THE MANUAL DEADBOLT LEVER TO LOCK/UNLOCK THE DOOR WHEN YOU'RE INSIDE

PROPERTY

Info

- GUESTS HAVE EXCLUSIVE ACCESS TO THE BASEMENT OF THE HOME. ACCESS TO THE UNIT IS THROUGH THE BACK OF THE HOME. AFTER PARKING IN THE EASEMENT AREA, FOLLOW THE PATHWAY DOWN TO THE BACKYARD ENTRANCE FOR A PRIVATE AND CONVENIENT ARRIVAL.
- EV CHARGING IS AVAILABLE FOR YOUR CONVENIENCE.
- THE BACKYARD IS SHARED WITH ANOTHER UNIT, PROVIDING A COMMUNAL SPACE FOR RELAXATION AND ENJOYMENT. WHILE YOU ARE WELCOME TO USE IT, PLEASE BE MINDFUL OF THE OTHER GUESTS AND THEIR PRIVACY DURING YOUR STAY



HOUSE *Info*

- PLEASE DO NOT FLUSH ANYTHING DOWN THE TOILET EXCEPT TOILET PAPER. THIS INCLUDES FLUSHABLE WIPES, WET WIPES, TAMPONS, FEMININE PRODUCTS, DIAPERS, AND ANYTHING ELSE YOU CAN THINK OF THAT IS NOT TOILET PAPER. WE APPRECIATE YOUR UNDERSTANDING!
- EXTRA BLANKETS AVAILABLE IN EACH ROOM.
- IRON AND IRONING BOARD ARE AVAILABLE IN BEDROOM NEXT TO KITCHEN.
- PACK N' PLAY, BOOSTER SEAT, AND/OR STEP STOOL AVAILABLE UPON REQUEST PRIOR TO STAY. ARRANGEMENTS MADE AFTER CHECK IN MAY BE SUBJECTED TO AVAILABILITY.
- FIREPIT AVAILABLE IN BACKYARD. REMOVE LID TO USE. DURAFLAME PROVIDED IN UNIT. SMORES STICK LOCATED IN KITCHEN DRAWER.

EMERGENCY

information

**IN CASE OF
EMERGENCY ALWAYS
CALL 911**

HOSPITALS

1. SWEDISH MEDICAL CENTER – FIRST HILL CAMPUS

ADDRESS: 747 BROADWAY, SEATTLE, WA 98122

DISTANCE: ABOUT 1.5 MILES AWAY

2. VIRGINIA MASON MEDICAL CENTER

ADDRESS: 925 SENECA ST, SEATTLE, WA 98101

DISTANCE: ABOUT 2 MILES AWAY

3. HARBORVIEW MEDICAL CENTER

ADDRESS: 325 9TH AVE, SEATTLE, WA 98104

DISTANCE: ABOUT 2.5 MILES AWAY

4. SEATTLE CHILDREN'S HOSPITAL

ADDRESS: 4800 SAND POINT WAY NE, SEATTLE, WA 98105

DISTANCE: ABOUT 5 MILES AWAY

5. UNIVERSITY OF WASHINGTON MEDICAL CENTER

ADDRESS: 1959 NE PACIFIC ST MAIN HOSPITAL, SEATTLE WA 98195

♦ DISTANCE: 2.5 MILES

EMERGENCY

information

URGENT CARE

1. UW MEDICINE URGENT CARE – CAPITOL HILL

• DISTANCE: 1.0 MILE

2. SWEDISH URGENT CARE – FIRST HILL

• DISTANCE: 1.2 MILES

3. VIRGINIA MASON URGENT CARE

• DISTANCE: 2.0 MILES

PHARMACY

1. WALGREENS

ADDRESS: 3400 E MADISON ST, SEATTLE, WA 98112

DISTANCE: APPROX. 0.6 MILES AWAY

2. CVS PHARMACY

ADDRESS: 2400 E MADISON ST, SEATTLE, WA 98112

DISTANCE: APPROX. 0.8 MILES AWAY

3. BARTELL DRUGS

ADDRESS: 400 E PINE ST, SEATTLE, WA 98122

DISTANCE: APPROX. 1.0 MILE AWAY



EMERGENCY

information

FIRE DEPARTMENT

SEATTLE FIRE STATION 25
123 23RD AVE, SEATTLE, WA 98112
(APPROX. 0.5 MILES AWAY)
(206) 386-1450

FIRE EXTINGUISHER

UNDER KITCHEN SINK

FIRST AID KIT

BY MUD ROOM NEAR FRONT DOOR

EMERGENCY EGRESS BENCH

THERE ARE TWO EMERGENCY EGRESS BENCHES IN THE UNIT, ONE UNDER EACH OF THE BIGGER WINDOWS IN THE TWO BEDROOMS. IN CASE OF EMERGENCY, PLEASE PULL WOODEN PANEL UPWARDS BY THE HANDLE AND TILT TO OPEN. PULL BENCH DOWN.



HEATING AND *air conditioning*

EACH AREA IS EQUIPPED WITH AN INDEPENDENT HEATING/COOLING SYSTEM LOCATED ON THE CEILING.

1. LOCATE THE REMOTE, LOCATED ON THE WALL.
2. POINT THE REMOTE TOWARDS THE CEILING UNIT.
3. PRESS THE ORANGE "ON/OFF" BUTTON TO POWER ON THE UNIT.
4. ADJUST TO THE DESIRED TEMPERATURE BY PRESSING THE "+" OR "-" BUTTON.
5. WHEN LEAVING THE AREA, CONSIDER PRESSING THE "ON/OFF" BUTTON TO POWER THE UNIT DOWN TO CONSERVE ENERGY.
6. PLEASE RETURN REMOTE TO CRADLE AFTER USE.

ROKU

Happy Streaming!

- 1 Use remote to turn on the TV
Tip: You may need to change the source input
- 2 Select your checkout date
- 3 Start streaming!



All of your logins will be erased on the checkout date you choose.

What to Watch

Free TV

Enjoy free movies, TV shows, live news, sports, and more.



Your own Apps

Easily sign in and enjoy your favorite subscription services.



To access over 10K+ apps, select “Streaming channels” or “Search” in the Home Screen Menu. Select “Add channel” to save to Home Screen.

Leaving early?


- 1 Select “Guest Options” in the Home Screen Menu
- 2 Choose “Sign out and clear info”

Need help?



KITCHEN

- PLEASE PLACE ALL GARBAGE AND RECYCLING IN THE PROPER WASTE BINS THAT HAVE BEEN PROVIDED FOR YOU.
- EXTRA TRASH BAGS ARE LOCATED UNDER THE KITCHEN SINK.
- PLEASE RINSE ALL DISHES BEFORE PLACING IN THE DISHWASHER.
- DISHWASHER TABLETS HAVE BEEN PROVIDED FOR YOU AND ARE LOCATED UNDER THE KITCHEN SINK.
- TEA, COFFEE, PLATES, UTENSILS, AND ALL THE BASICS ARE PROVIDED FOR YOUR ENJOYMENT!
- PLEASE WIPE COUNTER AND TABLES BEFORE CHECK-OUT. THANK YOU!



KEURIG

instructions

RINSE AND FILL THE RESERVOIR WITH WATER.

PRESS THE POWER BUTTON TO START HEATING THE WATER.

RED "HEATING" LIGHT WILL APPEAR WHILE IT IS WARMING UP & WILL TURN OFF ONCE IT'S DONE.

LIFT THE HANDLE OF THE MACHINE AND INSERT A K-CUP.

CLOSE THE LEVER AND PLACE A CUP ON THE DRIP TRAY.

PRESS THE APPROPRIATE BREW SIZE BUTTON AND WAIT FOR THE BREWING TO FINISH.



DRAWER DISHWASHER

1. LOAD THE DISHWASHER DRAWER

- ♦ OPEN THE DISHWASHER DRAWER.
- ♦ PLACE DIRTY DISHES AND UTENSILS IN THE RACK
- ♦ FACE PLATES AND BOWLS TOWARD THE CENTER.

PLEASE PLEASE DINNER PLATES (LARGER PLATES) ON THE RIGHT SIDE OF THE WASHER ONLY. IT WILL NOT FIT ON THE LEFT SIDE AND MIGHT GET STUCK WHEN CLOSING DISHWASHER DRAWER.

2. PLACE DISHWASHER DETERGENT PACK TO ANY PART OF THE DISHWASHER DRAWER

3. CLOSE THE DISHWASHER DRAWER.


4. SELECT A WASH CYCLE.

5. START THE DISHWASHER.



LAUNDRY *Room*

- TURN ON WASHER AND LOAD IN CLOTHES. DO NOT OVERPACK DRUM.
- ADD DETERGENT PACK DIRECTLY INTO WASHER DRUM. DO NOT PLACE IN DISPENSER DRAWER, AS IT MIGHT NOT DISSOLVE PROPERLY
- ONCE FINISHED, LOAD CLOTHES INTO DRYER.
- PLEASE LEAVE WASHER DOOR OPEN AFTER USE TO HELP PREVENT MILDEW AND TO KEEP DRUM FRESH.
- ADD DRYER SHEET, AND SET TO THE CYCLE THAT BEST FITS YOUR NEEDS.
- CHECK AND EMPTY LINT AFTER DRYER CYCLE COMPLETED.




LOCAL *Shops*

GROCERIES:

- SAFEWAY – LOCATED AT 2201 E MADISON ST (ABOUT 1 MILE AWAY), THIS FULL-SERVICE GROCERY STORE OFFERS A WIDE RANGE OF EVERYDAY ESSENTIALS, FRESH PRODUCE, AND A DELI.
- TRADER JOE'S – FOUND AT 1700 E MADISON ST (AROUND 1.5 MILES AWAY), TRADER JOE'S IS KNOWN FOR ITS UNIQUE SELECTION OF GROCERIES, AFFORDABLE ORGANIC OPTIONS, AND SPECIALTY ITEMS.
- 3. CENTRAL CO-OP – SITUATED AT 1600 E MADISON ST (ROUGHLY 1.5 MILES AWAY), CENTRAL CO-OP IS A COMMUNITY-OWNED GROCERY STORE FEATURING ORGANIC, LOCAL, AND SUSTAINABLY SOURCED FOODS, ALONG WITH AN EXTENSIVE BULK SECTION.

FARMERS MARKET:

EVERY FRIDAY 3:00PM-7:00PM, MAY THROUGH OCTOBER.



LOCAL *Recommendations*

DISCOVER THE ULTIMATE CITY COMPANION WITH OUR ELECTRONIC GUIDEBOOK! PACKED WITH MUST-VISIT SPOTS, AND HIDDEN GEMS, AND OUR PERSONAL RECOMMENDATIONS, THIS DIGITAL RESOURCE IS PERFECT FOR NAVIGATING URBAN ADVENTURES. WHETHER YOU'RE EXPLORING VIBRANT NEIGHBORHOODS OR FINDING THE BEST LOCAL EATS. WE HOPE YOU ENJOY EXPLORING ALL WE HAVE TO OFFER, RAIN OR SHINE!

[CLICK ON LINK HERE](#)



CHECKOUT

CHECKOUT IS AT 11 AM.

PLEASE LEAVE HOUSE AS FOUND, NICE AND TIDY.

PLEASE PUT DISHES IN DISHWASHER & START.

PLEASE LEAVE TOWELS IN THE BATHTUB.

TURN OFF LIGHTS.

TURN OFF HEATER AND/OR A/C.

LOCK AND CLOSE DOOR.

WE HOPE YOU HAVE ENJOYED YOUR STAY,
AND LOOK FORWARD TO WELCOMING YOU
BACK! PLEASE LEAVE A REVIEW, AND
RECOMMEND US TO YOUR FRIENDS!

— PLEASE LEAVE A —

REVIEW



IF YOU ENJOYED YOUR
STAY WITH US, PLEASE
LEAVE A REVIEW.
WE'D LOVE TO HEAR
ABOUT IT!

Thank You